

## LM1 LENSES FOR CREE MC-E LEDs



- Specially designed for Cree MC-E series of LEDs.
- Special care taken to make a uniform white or warm white illumination. Lenses work well with other colors, too.
- Lens material optical grade PMMA. Allows use of high current and temperature conditions
- Best available optical efficiency, more than 90%, with an extremely good cutoff of light
- Fastening of holden to PCB with appropriate adhesive, e.c. epoxy or polyurethane based. NOTE: DO NOT USE SUPERGLUE.

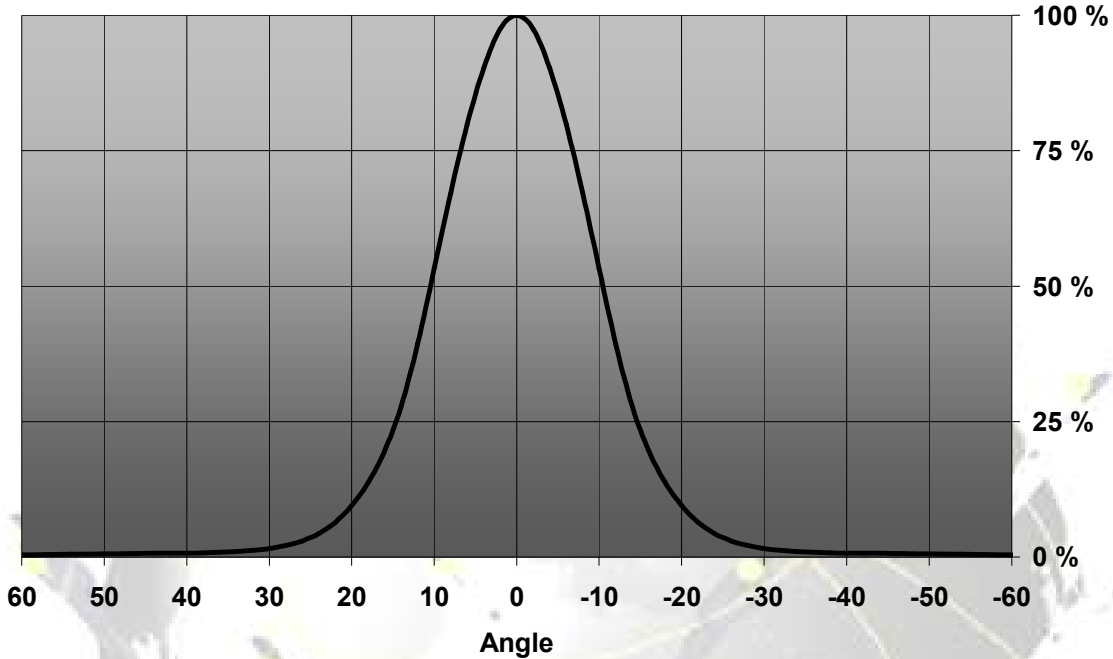
## LENS TYPES

NAME	ORDERING CODE	FWHM Angle
LM1 DIFFUSER	LM1-D (n. F10627)	±10°
LM1 MEDIUM	LM1-M (n. 10453)	±12.5°
LM1 RECTANGULAR	LM1-REC (n. 10511)	±19° x ±12°

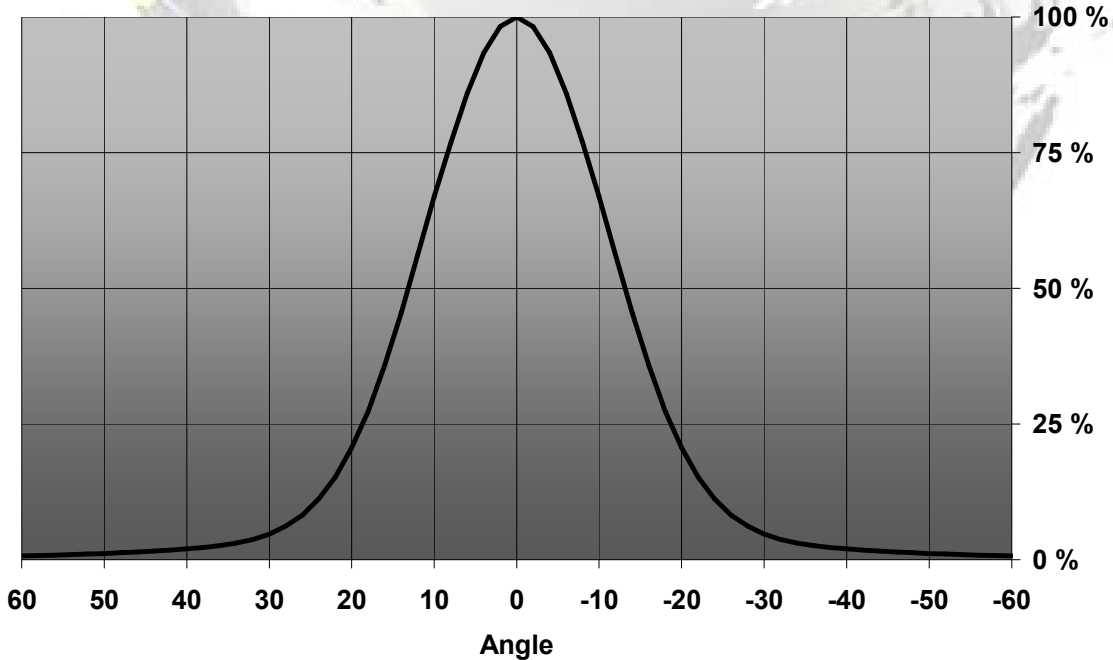
© Ledil Oy – PRELIMINARY - Subject to change without prior notice

## MEASUREMENT DATA

Relative Intensity of LM1-D

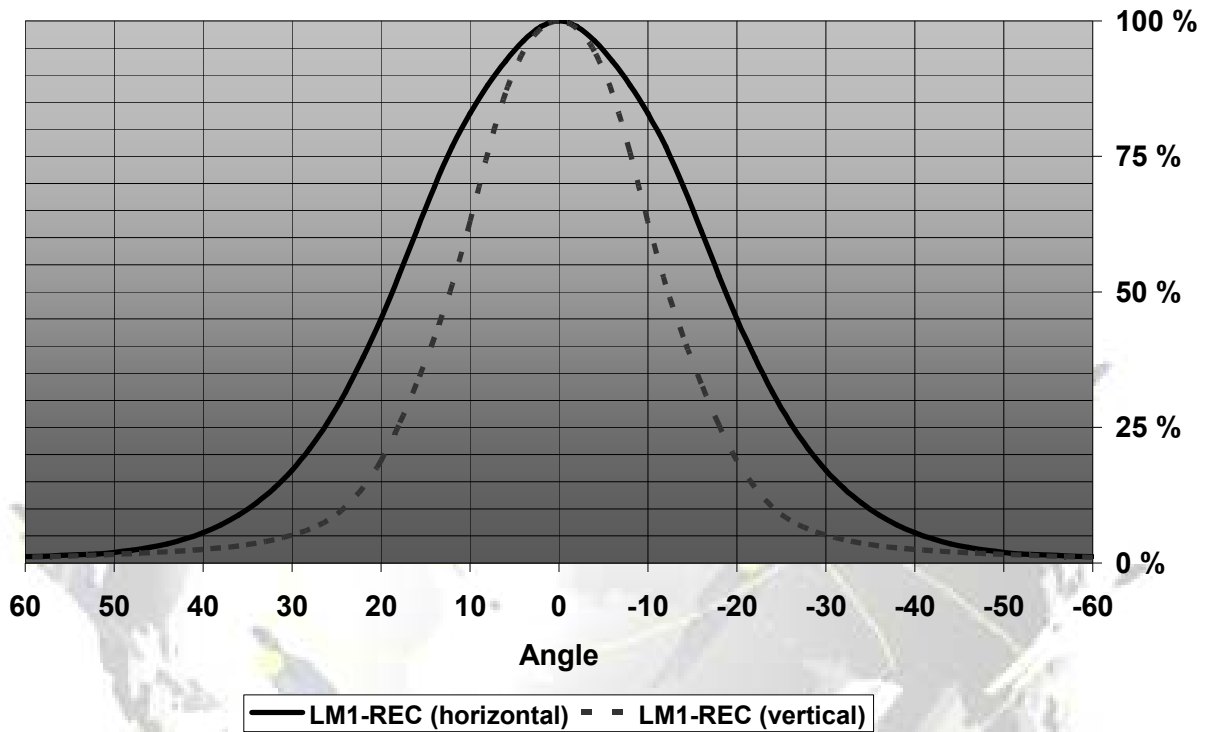


Relative Intensity of LM1-M



© Ledil Oy – PRELIMINARY - Subject to change without prior notice

Relative Intensity of LM1-REC



EULUMDAT & IES FILES AVAILABLE BY REQUEST

## DRAWINGS



---

© Ledil Oy – PRELIMINARY - Subject to change without prior notice

Ledil Oy  
Tehdaskatu 13  
FIN-24100 SALO, Finland

[www.ledil.com](http://www.ledil.com)  
email: [ledil@ledil.com](mailto:ledil@ledil.com)  
FAX: +358-2-733 8001

2008-10-08